

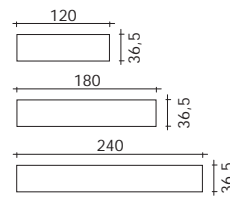
# inori

modello registrato  
registered model

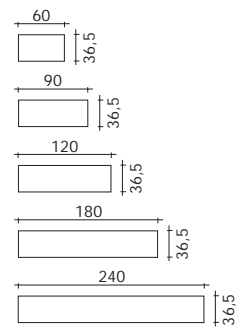
DESIGN  
SETSU E SHINOBU ITO

portata sui ripiani: 80 kg  
portata massima struttura: 400 kg  
distanza massima tra i montanti: 130 cm  
load capacity on shelves: 80 kg  
structure load capacity: 400 kg  
max. distance between the uprights: 130 cm

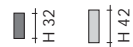
### Basi \_ Bases



### Ripiani \_ Shelves



### Montanti \_ Uprights

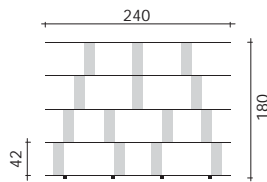


Sistema composto da elementi in vetro o legno modulari. La modularità e versatilità ne permette l'utilizzo come libreria, espositore, contenitore, porta tv, sviluppabili sia in situazioni con fissaggio a muro che autoportanti. Tutti i montanti sono liberamente posizionabili tramite sistema di ancoraggio e scorrimento a binario applicato su ogni singolo ripiano. Binario in alluminio anodizzato nero.

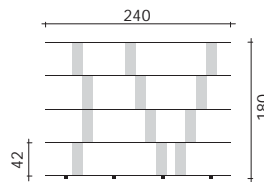
Modular book shelves glass or wood system. The versatility and assembly possibilities allow the utilization as a show-case, display-case, TV-unit. Available the free-standing version and wall unit. The uprights are freely adjustable on each shelf through sliding rails and fixing device. Slides in anodized black aluminum.

## COMPOSIZIONI / COMPOSITIONS

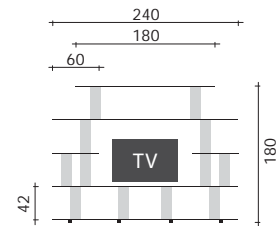
COMP. A  
COMP. A



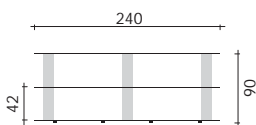
COMP. A bis  
COMP. A bis



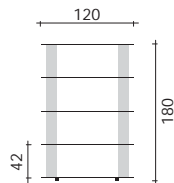
COMP. B  
COMP. B



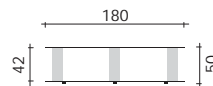
COMP. C  
COMP. C



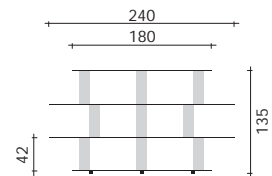
COMP. D  
COMP. D



COMP. E  
COMP. E



COMP. F  
COMP. F





dimensioni L, P, H <i>dimensions L, W, H</i> (cm)	COD./CODE	L	P/W	H	peso netto <i>net weight</i> (kg)	peso lordo <i>gross weight</i> (kg)	volume imballo <i>package volume</i> (m <sup>3</sup> )
<b>COMPOSIZIONE A</b> <b>COMPOSITION A</b>							
base: fumé retroverniciata nera 4 ripiani: fumé 14 montanti: extralight <i>base: smoked glass black back-stained</i> <i>4 shelves: smoked glass</i> <i>14 uprights: extralight</i>	<b>8401</b>	240	36,5	180	195	218	0,42
<b>COMPOSIZIONE A bis</b> <b>COMPOSITION A bis</b>							
base: fumé retroverniciata nera 4 ripiani: trasparenti 12 montanti: trasparenti <i>base: smoked glass black back-stained</i> <i>4 shelves: transparent</i> <i>12 uprights: transparent</i>	<b>8401/bis</b>	240	36,5	180	186	214	0,36
<b>COMPOSIZIONE B</b> <b>COMPOSITION B</b>							
base: extralight retroverniciata bianca 5 ripiani: trasparenti 12 montanti: trasparenti <i>base: extralight white back-stained</i> <i>5 shelves: transparent</i> <i>12 uprights: transparent</i>	<b>8402</b>	240	36,5	180	168	180	0,34
<b>COMPOSIZIONE C</b> <b>COMPOSITION C</b>							
base: fumé retroverniciata nera 2 ripiani: fumé 6 montanti: nero95 <i>base: smoked glass black back-stained</i> <i>2 shelves: smoked glass</i> <i>6 uprights: black95</i>	<b>8403</b>	180	36,5	90	89	100	0,18
<b>COMPOSIZIONE D</b> <b>COMPOSITION D</b>							
base: extralight retro-argentata 4 ripiani: trasparenti 8 montanti: trasparenti <i>base: extralight back-mirrored</i> <i>4 shelves: transparent</i> <i>8 uprights: transparent</i>	<b>8404</b>	120	36,5	180	108	126	0,25
<b>COMPOSIZIONE E</b> <b>COMPOSITION E</b>							
base: fumé retroverniciata nera 1 ripiani: extralight 3 montanti: nero95 <i>base: smoked glass black back-stained</i> <i>1 shelves: extralight</i> <i>3 uprights: black95</i>	<b>8405</b>	180	36,5	50	55	62	0,12
<b>COMPOSIZIONE F</b> <b>COMPOSITION F</b>							
base: fumé retroverniciata nera 3 ripiani: fumé 9 montanti: trasparenti <i>base: smoked glass black back-stained</i> <i>3 shelves: smoked glass</i> <i>9 uprights: transparent</i>	<b>8406</b>	240	36,5	135	132	149	0,26

Le composizioni sono intese ad agevolare la vendita proponendo una soluzione ed un prezzo predefiniti.  
Per altre e diverse composizioni e finiture riferirsi esclusivamente al listino dei singoli componenti.  
*All configurations are meant to help and promote sales by proposing a set solution and price.*  
*For all other possible configurations and finishings please refer to listed single components.*

# inori

modello registrato  
registered model

DESIGN  
SETSU  
E SHINOBU ITO



Ripiani in vetro temperato,  
spessore 12 mm  
o legno spessore 40 mm.  
*Shelves in tempered glass,  
12 mm-thick  
or wood 40 mm-thick.*

Base d'appoggio in vetro  
temperato, spessore 12 mm  
o legno spessore 40 mm.  
*Base in tempered glass,  
12 mm-thick  
or wood 40 mm-thick..*

Montanti in vetro curvato  
da 10 mm.  
*Uprights in curved glass,  
10 mm-thick.*

portata sui ripiani: 80 kg  
portata massima struttura: 400 kg  
distanza massima tra i montanti: 130 cm  
*load capacity on shelves: 80 kg  
structure load capacity: 400 kg  
max. distance between the uprights: 130 cm*

### Altezza massima per le strutture autoportanti

Su basi di lunghezza 120 cm:  
h max 50 cm  
Su basi di lunghezza 180 cm, 240 cm:  
h max 135 cm  
Su basi di lunghezza 240 cm solo vetro:  
h 180 cm,  
con accessorio dedicato

### Altezza massima per le strutture con ancoraggio a muro:

massimo 5 ripiani  
ed altezza totale massima 234 cm\*  
(equivalente a 3 montanti h 32 cm  
combinati a 2 montanti h 42 cm)

### Max. height of the free-standing version

With base length 120 cm:  
h max 50 cm  
With base length 180 cm, 240 cm:  
h max 135 cm  
With base length 240 cm glass version:  
h 180 cm,  
with accessories

### Max. height

of the wall version:  
max 5 shelves total height 234 cm  
(i.e. 3 uprights in height 32 cm  
and 2 uprights height 42 cm)\*

dimensioni L, P, H dimensions L, W, H (cm)	COD./CODE	L	P/W	H	peso netto net weight (kg)	peso lordo gross weight (kg)	volume imballo package volume (m <sup>3</sup> )
<b>BASI BASES</b>							
Fumé retroverniciato nero <i>Smoked glass black back-stained</i>	<b>12036/N</b>	120	36,5		16	18	0,04
Extralight retroverniciato bianco <i>Extralight white back-stained</i>	<b>12036/B</b>	120	36,5		16	18	0,04
Extralight retroargentato <i>Extralight back-silvered</i>	<b>12036/S</b>	120	36,5		16	18	0,04
Fumé retroverniciato nero <i>Smoked glass black back-stained</i>	<b>18036/N</b>	180	36,5		22	24	0,06
Extralight retroverniciato bianco <i>Extralight white back-stained</i>	<b>18036/B</b>	180	36,5		22	24	0,06
Extralight retroargentato <i>Extralight back-silvered</i>	<b>18036/S</b>	180	36,5		22	24	0,06
Ebano laccato lucido <i>Glossy lacquered ebony</i>	<b>18036/LE</b>	180	36,5		16	18	0,63

\* Equivalente a 3 montanti h 32 cm abbinati a 2 montanti h 42.

\* Equivalent to 3 32 height uprights and 2 42 height uprights.


dimensioni L, P, H <i>dimensions L, W, H</i> (cm)	COD./CODE	L	P/W	H	peso netto <i>net weight</i> (kg)	peso lordo <i>gross weight</i> (kg)	volume imballo <i>package volume</i> (m <sup>3</sup> )
<b>BASI</b> <b>BASES</b>							
Fumé retroverniciato nero <i>Smoked glass black back-stained</i>	<b>24036/N</b>	240	36,5		28	30	0,08
Extralight retroverniciato bianco <i>Extralight white back-stained</i>	<b>24036/B</b>	240	36,5		28	30	0,08
Extralight retroargentato <i>Extralight back-silvered</i>	<b>24036/S</b>	240	36,5		28	30	0,08
Ebano laccato lucido <i>Glossy lacquered ebony</i>	<b>24036/LE</b>	240	36,5		21	23	0,09

dimensioni L, P, H <i>dimensions L, W, H</i> (cm)	COD./CODE	L	P/W	H	peso netto <i>net weight</i> (kg)	peso lordo <i>gross weight</i> (kg)	volume imballo <i>package volume</i> (m <sup>3</sup> )
<b>MONTANTI</b> <b>UPRIGHTS</b>							
Trasparente <i>Transparent</i>	<b>3532</b>		35	32	4,5	6	0,03
Nero95 <i>Black95</i>	<b>3532/N95</b>		35	32	4,5	6	0,03
Extralight <i>Extralight</i>	<b>3532/X</b>		35	32	4,5	6	0,03
Trasparente <i>Transparent</i>	<b>3542</b>		35	42	4,5	6	0,03
Nero95 <i>Black95</i>	<b>3542/N95</b>		35	42	4,5	6	0,03
Extralight <i>Extralight</i>	<b>3542/X</b>		35	42	4,5	6	0,03

dimensioni L, P, H <i>dimensions L, W, H</i> (cm)	COD./CODE	L	P/W	H	peso netto <i>net weight</i> (kg)	peso lordo <i>gross weight</i> (kg)	volume imballo <i>package volume</i> (m <sup>3</sup> )
<b>RIPIANI SHELVES</b>							
Trasparente <i>Transparent</i>	<b>6036</b>	60	36,5		7	8	0,01
Fumé <i>Smoked glass</i>	<b>6036/F</b>	60	36,5		7	8	0,01
Extralight <i>Extralight</i>	<b>6036/X</b>	60	36,5		7	8	0,01
Trasparente <i>Transparent</i>	<b>9036</b>	90	36,5		10	11	0,01
Fumé <i>Smoked glass</i>	<b>9036/F</b>	90	36,5		10	11	0,01
Extralight <i>Extralight</i>	<b>9036/X</b>	90	36,5		10	11	0,01
Trasparente <i>Transparent</i>	<b>1236</b>	120	36,5		14	16	0,02
Fumé <i>Smoked glass</i>	<b>1236/F</b>	120	36,5		14	16	0,02
Extralight <i>Extralight</i>	<b>1236/X</b>	120	36,5		14	16	0,02
Trasparente <i>Transparent</i>	<b>1836</b>	180	36,5		20	22	0,03
Fumé <i>Smoked glass</i>	<b>1836/F</b>	180	36,5		20	22	0,03
Extralight <i>Extralight</i>	<b>1836/X</b>	180	36,5		20	22	0,03
Ebano laccato lucido <i>Glossy lacquered ebony</i>	<b>18036/LE</b>	180	36,5		16	18	0,06
Trasparente <i>Transparent</i>	<b>2436</b>	240	36,5		26	28	0,04
Fumé <i>Smoked glass</i>	<b>2436/F</b>	240	36,5		26	28	0,04
Extralight <i>Extralight</i>	<b>2436/X</b>	240	36,5		26	28	0,04
Ebano laccato lucido <i>Glossy lacquered ebony</i>	<b>2436/LE</b>	240	36,5		21	23	0,08

### Accessori/Accessories

dimensioni L, P, H <i>dimensions L, W, H</i> (cm)	COD./CODE	L	P/W	H	peso netto <i>net weight</i> (kg)	peso lordo <i>gross weight</i> (kg)	volume imballo <i>package volume</i> (m <sup>3</sup> )
Barre di irrigidimento in alluminio anodizzato nero per le versioni autoportanti nelle versioni in vetro e nella misura larga cm 240, da altezza minima 135 cm sino all'altezza massima 180 cm <i>Black anodised aluminium reinforcement bars</i> <i>The system can also be used to construct free-standing compositions: in glass versions and in width 240 cm, from a height of minimum 135 cm up to the maximum height of 180 cm the system is complete with black anodised aluminium reinforcement bars.</i>	<b>ACC/N</b>				2	3	0,01



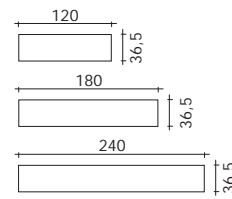
# inori

modello registrato  
registered model

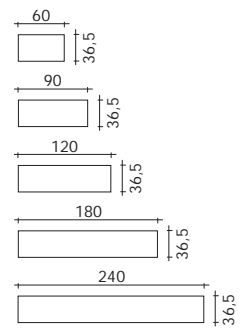
DESIGN  
SETSU E SHINOBU ITO

portata sui ripiani: 80 kg  
portata massima struttura: 400 kg  
distanza massima tra i montanti: 130 cm  
load capacity on shelves: 80 kg  
structure load capacity: 400 kg  
max. distance between the uprights: 130 cm

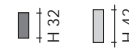
### Basi \_ Bases



### Ripiani \_ Shelves

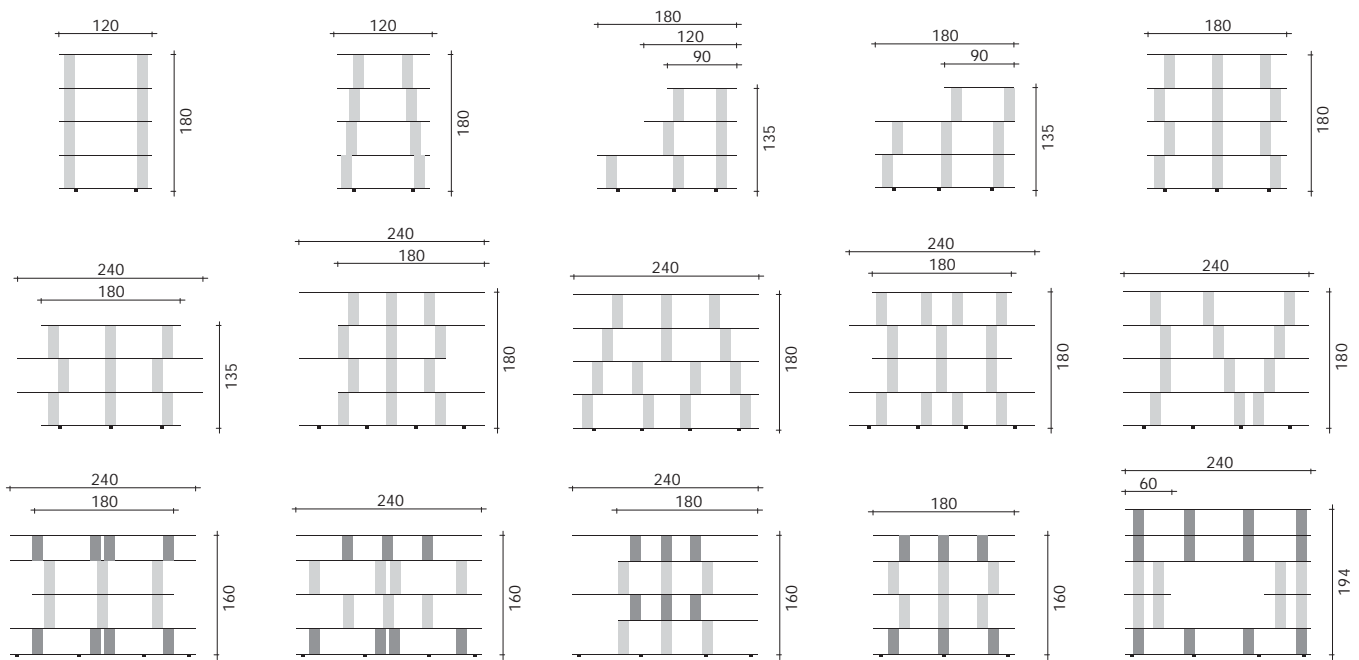


### Montanti \_ Uprights

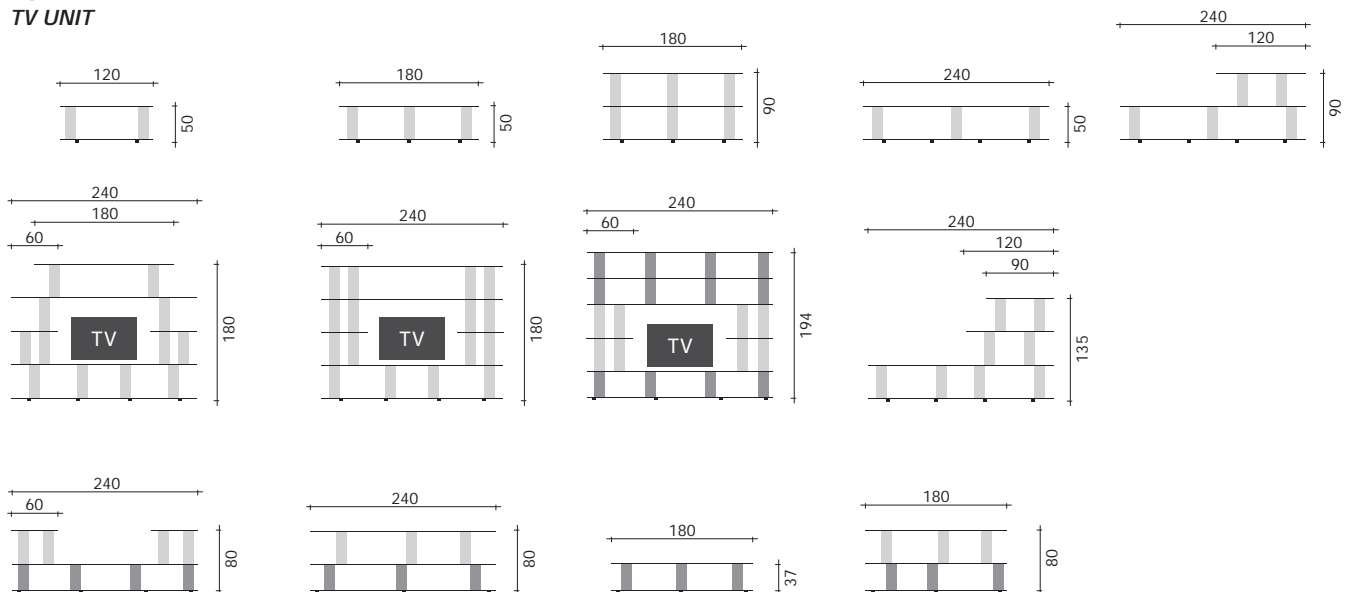


ALCUNI SUGGERIMENTI TRA LE INFINITE SOLUZIONI / JUST A FEW OF THE NUMEROUS SOLUTIONS

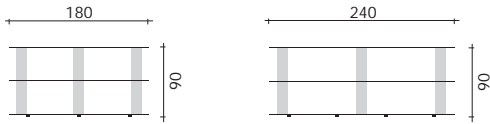
## LIBRERIA BOOKCASE



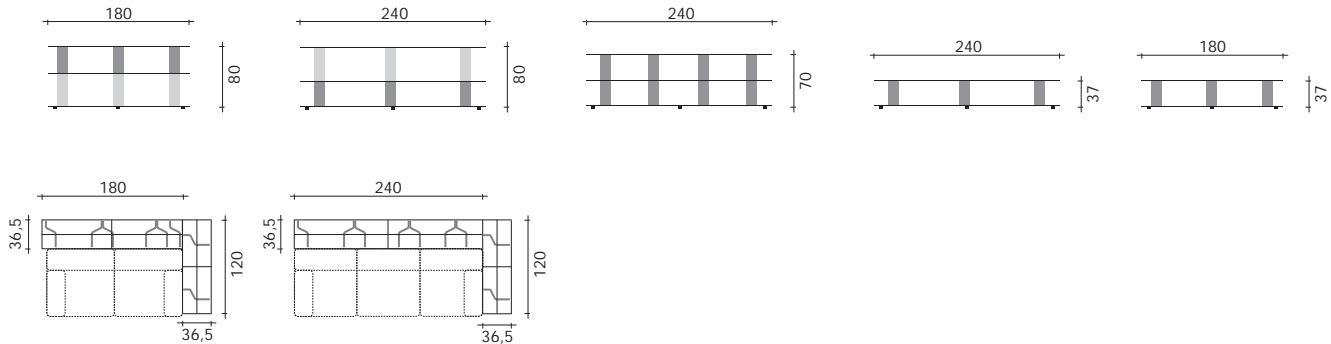
## PORTA TV TV UNIT



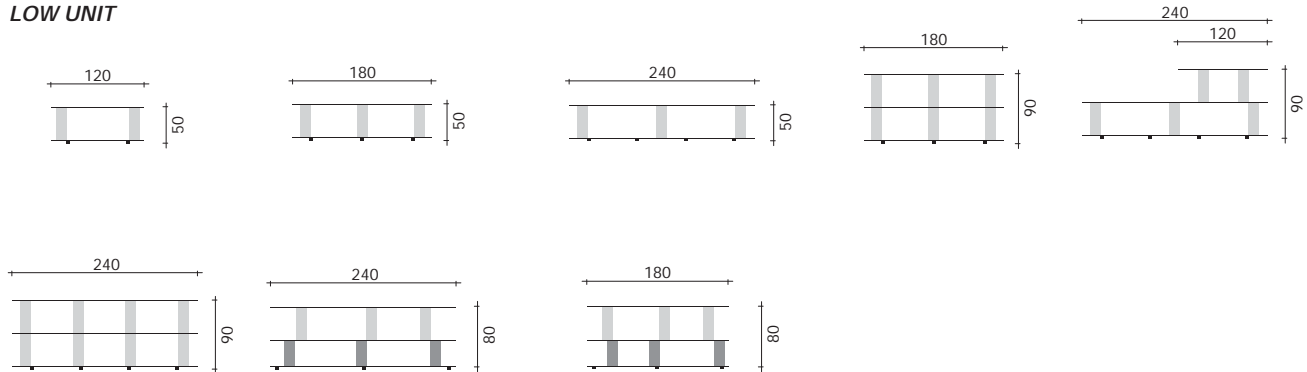
**CONSOLLE**  
**CONSOLE**



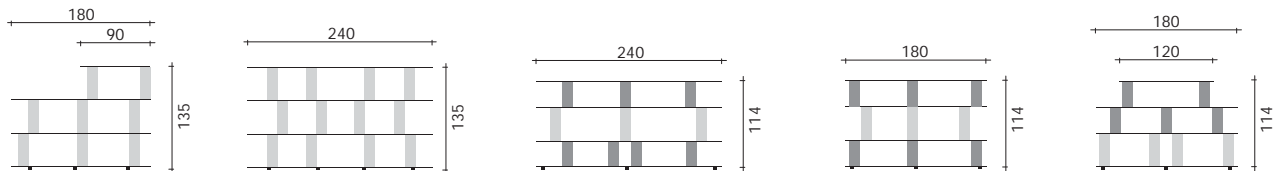
**RETRO DIVANO**  
**SOFA BACK SIDEBOARD**



**MOBILE BASSO**  
**LOW UNIT**



**SOLUZIONE CENTROSTANZA**  
**ROOM CENTREPIECE SOLUTION**



**Altezza massima per le strutture autoportanti**

Su basi di lunghezza 120 cm: h max 50 cm

Su basi di lunghezza 180 cm, 240 cm: h max 135 cm

Su basi di lunghezza 240 cm solo vetro: h 180 cm, con accessorio dedicato

**Altezza massima per le strutture con ancoraggio a muro:**

massimo 5 ripiani ed altezza totale massima 234 cm\*

(equivalente a 3 montanti h 32 cm combinati a 2 montanti h 42 cm)

**Max. height of the free-standing version**

With base length 120 cm: h max 50 cm

With base length 180 cm, 240 cm: h max 135 cm

With base length 240 cm glass version: h 180 cm, with accessories

**Max. height of the wall version:**

max 5 shelves total height 234 cm

(i.e. 3 uprights in height 32 cm and 2 uprights height 42 cm)\*